

**Item Statistics:**

	Questions1	Questions2	Questions3	Questions4	Questions5	Questions6	Questions7
Sample Size	11	11	11	11	11	11	11
Number Missing	0	0	0	0	0	0	0
Mean	1.18	1.36	1.27	1.45	1.36	1.45	1.55
Variance	0.16	0.85	0.22	0.27	0.45	0.87	1.07
Standard Deviation	0.40	0.92	0.47	0.52	0.67	0.93	1.04
Standard Error	0.12	0.28	0.14	0.16	0.20	0.28	0.31
Minimum	1.00	1.00	1.00	1.00	1.00	1.00	1.00
Maximum	2.00	4.00	2.00	2.00	3.00	4.00	4.00
Median	1.00	1.00	1.00	1.00	1.00	1.00	1.00
Range	1.00	3.00	1.00	1.00	2.00	3.00	3.00
Sum	13.00	15.00	14.00	16.00	15.00	16.00	17.00
Sum of Squares	17.00	29.00	20.00	26.00	25.00	32.00	37.00
Skewness	1.92	2.81	1.19	0.21	1.80	2.41	1.83
Kurtosis	2.04	8.04	-0.76	-2.44	2.61	6.06	2.45
T Value	9.69	4.89	9.04	9.24	6.71	5.16	4.95
Mean Abs. Dev.	0.30	0.60	0.40	0.50	0.53	0.66	0.79
Percentile (25)	1.00	1.00	1.00	1.00	1.00	1.00	1.00
Percentile (50)	1.00	1.00	1.00	1.00	1.00	1.00	1.00
Percentile (75)	1.00	1.00	2.00	2.00	2.00	2.00	2.00
Inter Qrt. Range	0.00	0.00	1.00	1.00	1.00	1.00	1.00
Con. Interval (1%)	0.80	0.48	0.83	0.96	0.72	0.56	0.56
Con. Interval (5%)	0.91	0.74	0.96	1.10	0.91	0.83	0.85
Con. Interval (95%)	1.45	1.98	1.59	1.81	1.82	2.08	2.24
Con. Interval (99%)	1.57	2.25	1.72	1.95	2.01	2.35	2.54

# SOMERS-WILLET - ENWR412-01 - SPRING 2011

	Questions 8	Questions 9	Questions 10	Questions 11	Questions 12	Questions 13	Questions 14
Sample Size	11	11	11	11	11	11	11
Number Missing	0	0	0	0	0	0	0
Mean	1.73	1.45	1.82	1.18	1.64	1.64	1.91
Variance	0.82	0.87	1.96	0.16	0.65	0.65	1.29
Standard Deviation	0.90	0.93	1.40	0.40	0.81	0.81	1.14
Standard Error	0.27	0.28	0.42	0.12	0.24	0.24	0.34
Minimum	1.00	1.00	1.00	1.00	1.00	1.00	1.00
Maximum	3.00	4.00	5.00	2.00	3.00	3.00	4.00
Median	1.00	1.00	1.00	1.00	1.00	1.00	2.00
Range	2.00	3.00	4.00	1.00	2.00	2.00	3.00
Sum	19.00	16.00	20.00	13.00	18.00	18.00	21.00
Sum of Squares	41.00	32.00	56.00	17.00	36.00	36.00	53.00
Skewness	0.65	2.41	1.72	1.92	0.85	0.85	1.21
Kurtosis	-1.55	6.06	1.93	2.04	-0.76	-0.76	0.41
T Value	6.33	5.16	4.30	9.69	6.71	6.71	5.57
Mean Abs. Dev.	0.79	0.66	1.04	0.30	0.69	0.69	0.83
Percentile (25)	1.00	1.00	1.00	1.00	1.00	1.00	1.00
Percentile (50)	1.00	1.00	1.00	1.00	1.00	1.00	2.00
Percentile (75)	3.00	2.00	2.00	1.00	2.00	2.00	2.00
Inter Qrt. Range	2.00	1.00	1.00	0.00	1.00	1.00	1.00
Con. Interval (1%)	0.86	0.56	0.48	0.80	0.86	0.86	0.82
Con. Interval (5%)	1.12	0.83	0.88	0.91	1.09	1.09	1.15
Con. Interval (95%)	2.33	2.08	2.76	1.45	2.18	2.18	2.67
Con. Interval (99%)	2.59	2.35	3.16	1.57	2.41	2.41	2.99

# SOMERS-WILLETT - ENWR412-01 - SPRING 2011

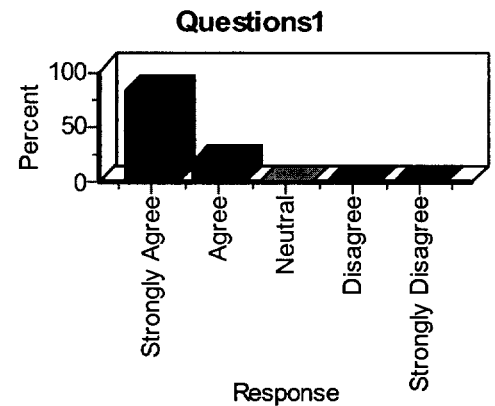
	Questions15	Questions16	Questions17	Questions18	Questions19	Questions20	Questions21
Sample Size	11	11	11	11	11	11	11
Number Missing	0	0	0	0	0	0	0
Mean	1.91	1.36	1.82	1.55	2.00	1.55	1.55
Variance	1.29	0.25	0.96	0.87	1.60	1.47	1.47
Standard Deviation	1.14	0.50	0.98	0.93	1.26	1.21	1.21
Standard Error	0.34	0.15	0.30	0.28	0.38	0.37	0.37
Minimum	1.00	1.00	1.00	1.00	1.00	1.00	1.00
Maximum	4.00	2.00	4.00	4.00	5.00	5.00	5.00
Median	2.00	1.00	2.00	1.00	2.00	1.00	1.00
Range	3.00	1.00	3.00	3.00	4.00	4.00	4.00
Sum	21.00	15.00	20.00	17.00	22.00	17.00	17.00
Sum of Squares	53.00	23.00	46.00	35.00	60.00	41.00	41.00
Skewness	1.21	0.66	1.20	2.09	1.45	2.74	2.74
Kurtosis	0.41	-1.96	1.14	4.75	2.14	7.94	7.94
T Value	5.57	8.96	6.14	5.49	5.24	4.22	4.22
Mean Abs. Dev.	0.83	0.46	0.74	0.69	0.91	0.79	0.79
Percentile (25)	1.00	1.00	1.00	1.00	1.00	1.00	1.00
Percentile (50)	2.00	1.00	2.00	1.00	2.00	1.00	1.00
Percentile (75)	2.00	2.00	2.00	2.00	3.00	2.00	2.00
Inter Qrt. Range	1.00	1.00	1.00	1.00	2.00	1.00	1.00
Con. Interval (1%)	0.82	0.88	0.88	0.65	0.79	0.39	0.39
Con. Interval (5%)	1.15	1.02	1.16	0.92	1.15	0.73	0.73
Con. Interval (95%)	2.67	1.70	2.48	2.17	2.85	2.36	2.36
Con. Interval (99%)	2.99	1.85	2.76	2.44	3.21	2.70	2.70

# SOMERS-WILLETT - ENWR412-01 - SPRING 2011

	Questions22	Questions23	class rank	missed classes	expected grade
Sample Size	11	11	11	10	11
Number Missing	0	0	0	0	0
Mean	2.00	1.73	3.91	1.50	1.64
Variance	1.60	1.62	0.09	0.28	0.65
Standard Deviation	1.26	1.27	0.30	0.53	0.81
Standard Error	0.38	0.38	0.09	0.17	0.24
Minimum	1.00	1.00	3.00	1.00	1.00
Maximum	5.00	5.00	4.00	2.00	3.00
Median	2.00	1.00	4.00	1.50	1.00
Range	4.00	4.00	1.00	1.00	2.00
Sum	22.00	19.00	43.00	15.00	18.00
Sum of Squares	60.00	49.00	169.00	25.00	36.00
Skewness	1.45	2.05	-3.32	0.00	0.85
Kurtosis	2.14	4.19	11.00	-2.57	-0.76
T Value	5.24	4.50	43.00	9.00	6.71
Mean Abs. Dev.	0.91	0.93	0.17	0.50	0.69
Percentile (25)	1.00	1.00	4.00	1.00	1.00
Percentile (50)	2.00	1.00	4.00	1.50	1.00
Percentile (75)	3.00	2.00	4.00	2.00	2.00
Inter Qrt. Range	2.00	1.00	0.00	1.00	1.00
Con. Interval (1%)	0.79	0.51	3.62	0.96	0.86
Con. Interval (5%)	1.15	0.87	3.71	1.12	1.09
Con. Interval (95%)	2.85	2.58	4.11	1.88	2.18
Con. Interval (99%)	3.21	2.94	4.20	2.04	2.41

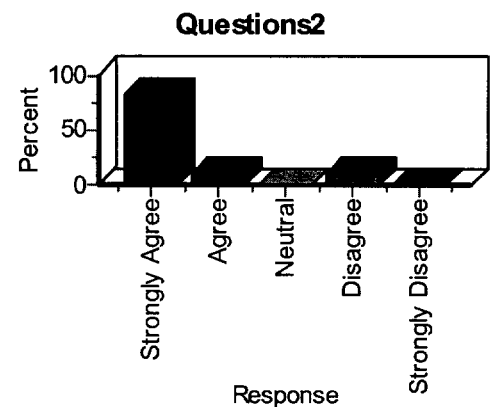
**Item Analysis: The instructor was knowledgeable about the subject of this course.**

Label	Value	Frequency	Percent
Strongly Agree	1	9	81.82
Agree	2	2	18.18
Neutral	3	0	0.00
Disagree	4	0	0.00
Strongly Disagree	5	0	0.00
Total Valid		11	100.00



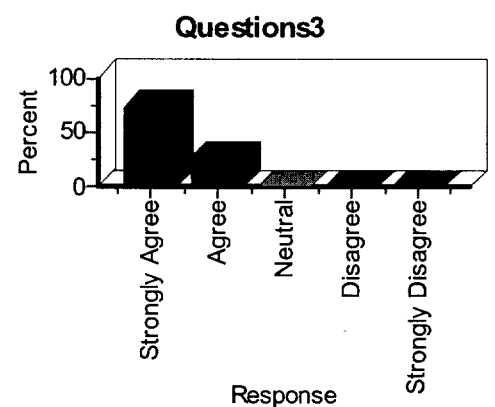
**Item Analysis: The instructor was always well prepared and organized for class.**

Label	Value	Frequency	Percent
Strongly Agree	1	9	81.82
Agree	2	1	9.09
Neutral	3	0	0.00
Disagree	4	1	9.09
Strongly Disagree	5	0	0.00
Total Valid		11	100.00



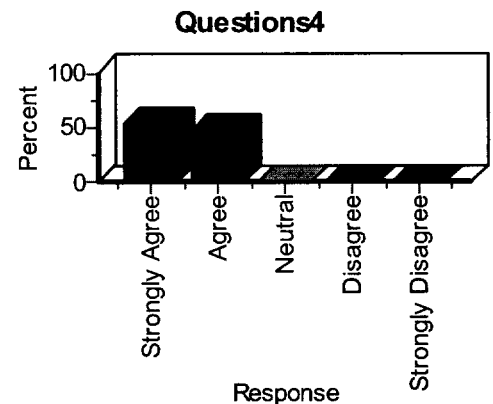
**Item Analysis: The instructor gave clear and reasonable course objectives and requirements.**

Label	Value	Frequency	Percent
Strongly Agree	1	8	72.73
Agree	2	3	27.27
Neutral	3	0	0.00
Disagree	4	0	0.00
Strongly Disagree	5	0	0.00
Total Valid		11	100.00



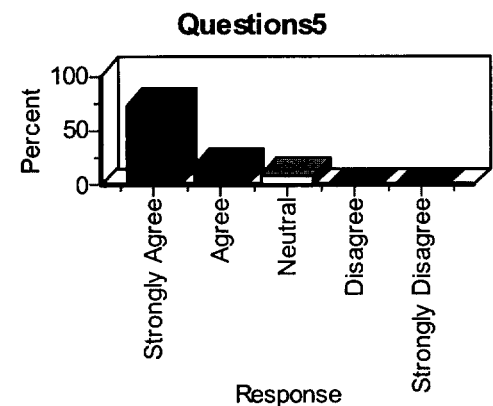
**Item Analysis: The instructor required a manageable amount of course work.**

Label	Value	Frequency	Percent
Strongly Agree	1	6	54.55
Agree	2	5	45.45
Neutral	3	0	0.00
Disagree	4	0	0.00
Strongly Disagree	5	0	0.00
Total Valid		11	100.00



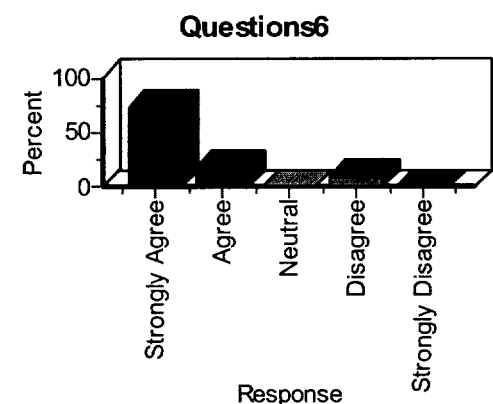
**Item Analysis: The instructor successfully clarified and explained difficult materials and topics.**

Label	Value	Frequency	Percent
Strongly Agree	1	8	72.73
Agree	2	2	18.18
Neutral	3	1	9.09
Disagree	4	0	0.00
Strongly Disagree	5	0	0.00
Total Valid		11	100.00



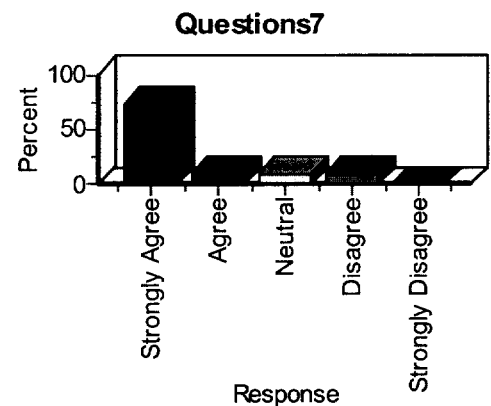
**Item Analysis: The insructor seemed to know students did not understand something.**

Label	Value	Frequency	Percent
Strongly Agree	1	8	72.73
Agree	2	2	18.18
Neutral	3	0	0.00
Disagree	4	1	9.09
Strongly Disagree	5	0	0.00
Total Valid		11	100.00

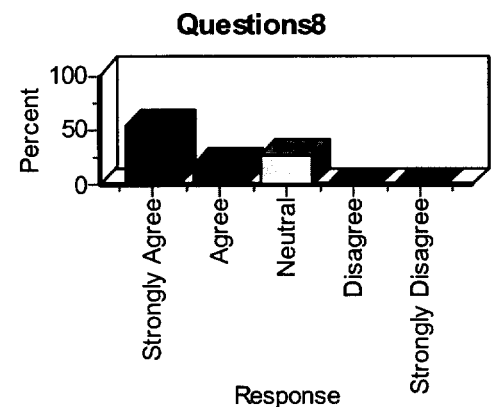


**Item Analysis: The instructor gave me helpful feedback on my work.**

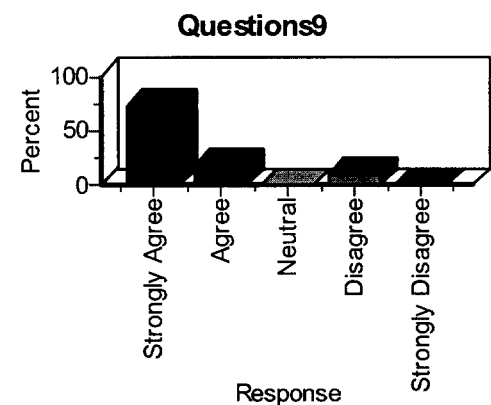
Label	Value	Frequency	Percent
Strongly Agree	1	8	72.73
Agree	2	1	9.09
Neutral	3	1	9.09
Disagree	4	1	9.09
Strongly Disagree	5	0	0.00
Total Valid		11	100.00

**Item Analysis: The instructor was available outside of class to speak with me.**

Label	Value	Frequency	Percent
Strongly Agree	1	6	54.55
Agree	2	2	18.18
Neutral	3	3	27.27
Disagree	4	0	0.00
Strongly Disagree	5	0	0.00
Total Valid		11	100.00

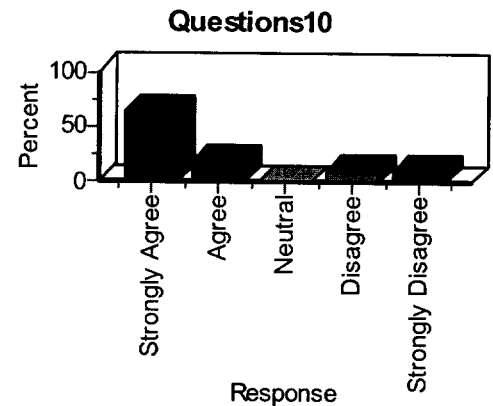
**Item Analysis: The instructor created an atmosphere of mutual respect conducive to learning.**

Label	Value	Frequency	Percent
Strongly Agree	1	8	72.73
Agree	2	2	18.18
Neutral	3	0	0.00
Disagree	4	1	9.09
Strongly Disagree	5	0	0.00
Total Valid		11	100.00



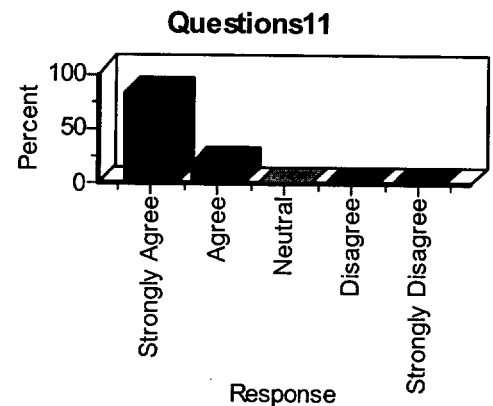
**Item Analysis: The instructor helped me integrate what I learned to my experiences outside class.**

Label	Value	Frequency	Percent
Strongly Agree	1	7	63.64
Agree	2	2	18.18
Neutral	3	0	0.00
Disagree	4	1	9.09
Strongly Disagree	5	1	9.09
Total Valid		11	100.00



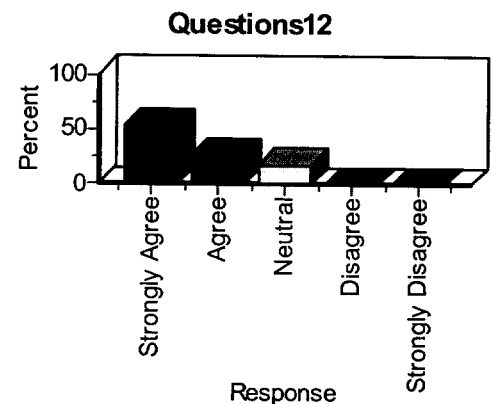
**Item Analysis: The instructor returned written work promptly.**

Label	Value	Frequency	Percent
Strongly Agree	1	9	81.82
Agree	2	2	18.18
Neutral	3	0	0.00
Disagree	4	0	0.00
Strongly Disagree	5	0	0.00
Total Valid		11	100.00



**Item Analysis: Tests and assignments reflected what was taught.**

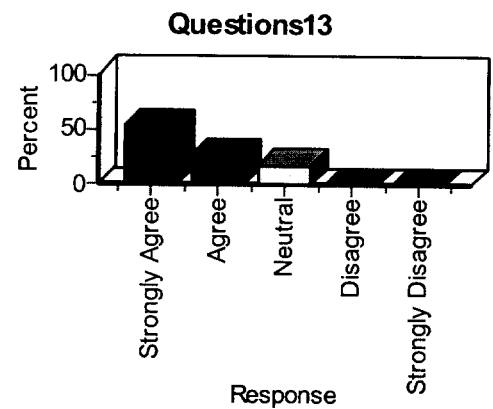
Label	Value	Frequency	Percent
Strongly Agree	1	6	54.55
Agree	2	3	27.27
Neutral	3	2	18.18
Disagree	4	0	0.00
Strongly Disagree	5	0	0.00
Total Valid		11	100.00



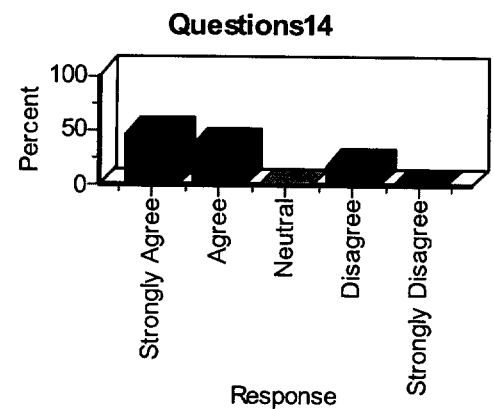


**Item Analysis: Tests and assignments were graded fairly.**

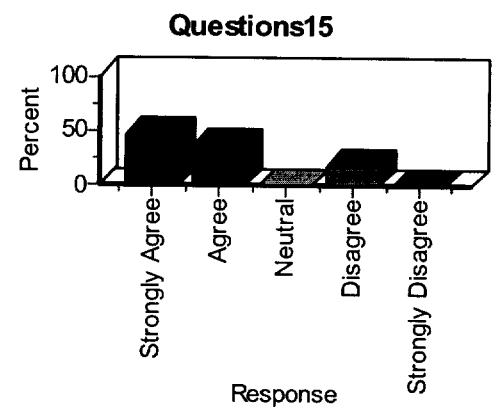
Label	Value	Frequency	Percent
Strongly Agree	1	6	54.55
Agree	2	3	27.27
Neutral	3	2	18.18
Disagree	4	0	0.00
Strongly Disagree	5	0	0.00
Total Valid		11	100.00

**Item Analysis: I, the student became enthusiastic as a result of my instructors presentation.**

Label	Value	Frequency	Percent
Strongly Agree	1	5	45.45
Agree	2	4	36.36
Neutral	3	0	0.00
Disagree	4	2	18.18
Strongly Disagree	5	0	0.00
Total Valid		11	100.00

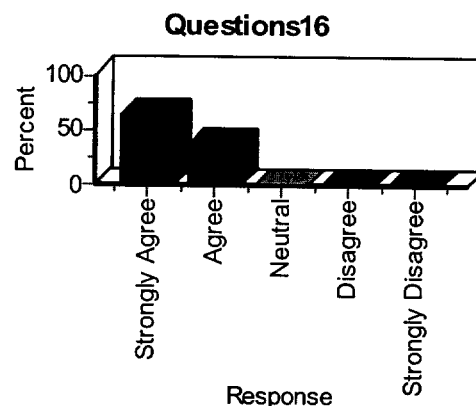
**Item Analysis: I, the student was motivated to work hard by what we did in class.**

Label	Value	Frequency	Percent
Strongly Agree	1	5	45.45
Agree	2	4	36.36
Neutral	3	0	0.00
Disagree	4	2	18.18
Strongly Disagree	5	0	0.00
Total Valid		11	100.00



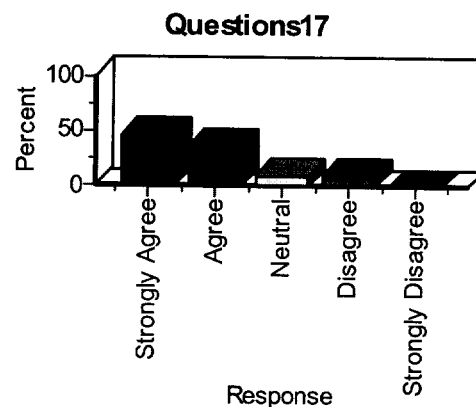
**Item Analysis: I, the student did not have trouble understanding when my instructor spoke.**

Label	Value	Frequency	Percent
Strongly Agree	1	7	63.64
Agree	2	4	36.36
Neutral	3	0	0.00
Disagree	4	0	0.00
Strongly Disagree	5	0	0.00
Total Valid		11	100.00



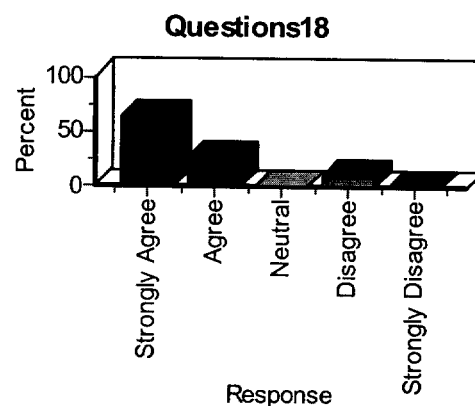
**Item Analysis: I, the student was encouraged to think critically about what we were studying.**

Label	Value	Frequency	Percent
Strongly Agree	1	5	45.45
Agree	2	4	36.36
Neutral	3	1	9.09
Disagree	4	1	9.09
Strongly Disagree	5	0	0.00
Total Valid		11	100.00



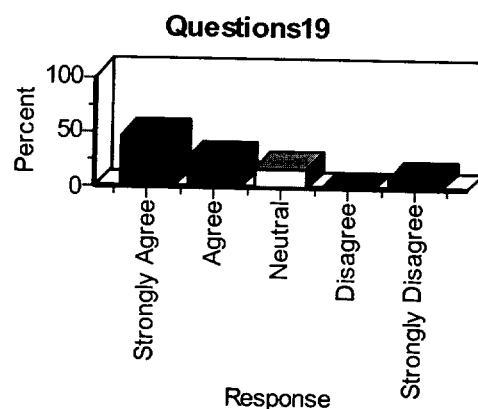
**Item Analysis: I, the student felt comfortable asking questions in class.**

Label	Value	Frequency	Percent
Strongly Agree	1	7	63.64
Agree	2	3	27.27
Neutral	3	0	0.00
Disagree	4	1	9.09
Strongly Disagree	5	0	0.00
Total Valid		11	100.00

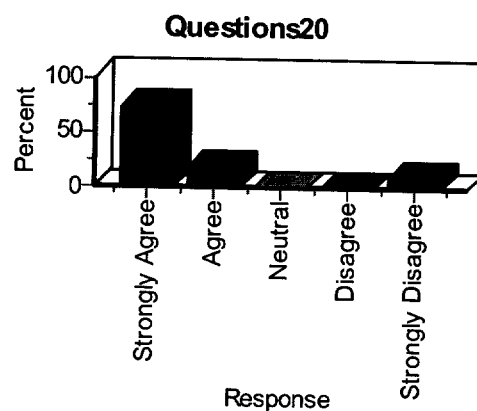


**Item Analysis: I, the student was challenged intellectually by this class.**

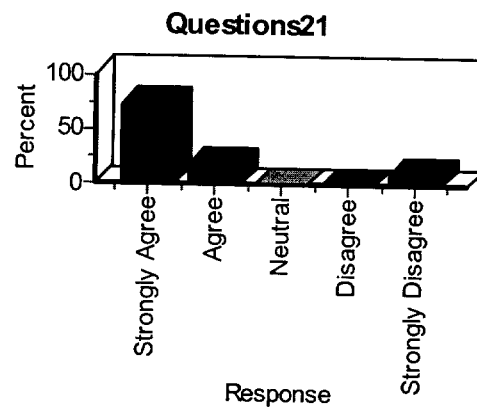
Label	Value	Frequency	Percent
Strongly Agree	1	5	45.45
Agree	2	3	27.27
Neutral	3	2	18.18
Disagree	4	0	0.00
Strongly Disagree	5	1	9.09
Total Valid		11	100.00

**Item Analysis: I, the student felt that my instructor really cared about student progress.**

Label	Value	Frequency	Percent
Strongly Agree	1	8	72.73
Agree	2	2	18.18
Neutral	3	0	0.00
Disagree	4	0	0.00
Strongly Disagree	5	1	9.09
Total Valid		11	100.00

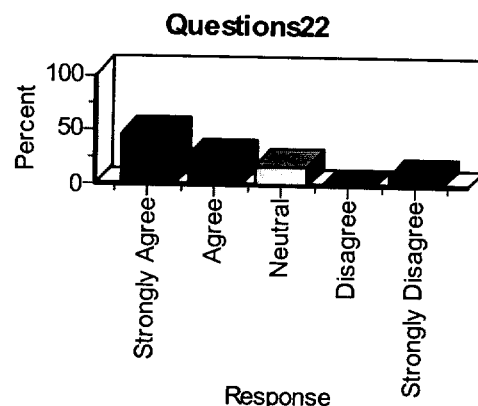
**Item Analysis: I, the student felt free to express myself in class.**

Label	Value	Frequency	Percent
Strongly Agree	1	8	72.73
Agree	2	2	18.18
Neutral	3	0	0.00
Disagree	4	0	0.00
Strongly Disagree	5	1	9.09
Total Valid		11	100.00



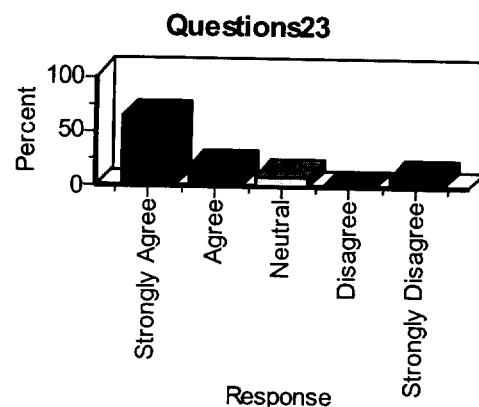
**Item Analysis: I, the student had my interest in the subject matter stimulated by this class.**

Label	Value	Frequency	Percent
Strongly Agree	1	5	45.45
Agree	2	3	27.27
Neutral	3	2	18.18
Disagree	4	0	0.00
Strongly Disagree	5	1	9.09
Total Valid		11	100.00



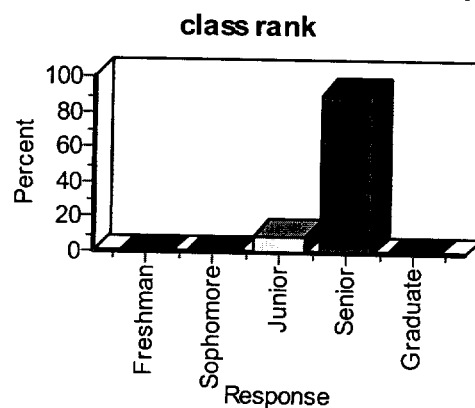
**Item Analysis: I, the student would recommend this course to other students.**

Label	Value	Frequency	Percent
Strongly Agree	1	7	63.64
Agree	2	2	18.18
Neutral	3	1	9.09
Disagree	4	0	0.00
Strongly Disagree	5	1	9.09
Total Valid		11	100.00



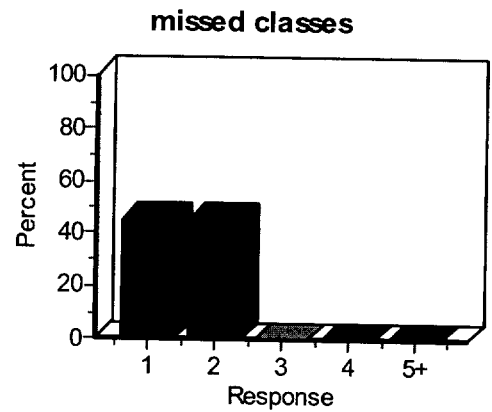
**Item Analysis: I am a (Freshman, Sophomore, Junior, Senior, Graduate)**

Label	Value	Frequency	Percent
Freshman	1	0	0.00
Sophomore	2	0	0.00
Junior	3	1	9.09
Senior	4	10	90.91
Graduate	5	0	0.00
Total Valid		11	100.00



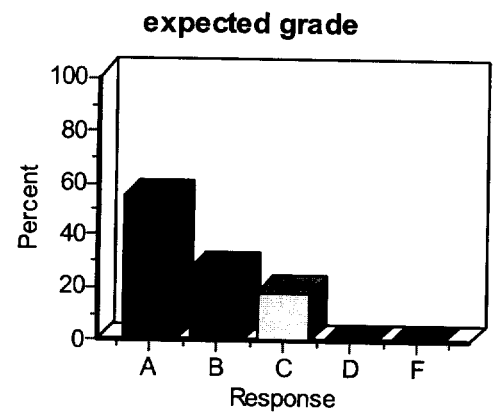
# Item Analysis: I missed class(es) during the semester.

Label	Value	Frequency	Percent
1	1	5	45.45
2	2	5	45.45
3	3	0	0.00
4	4	0	0.00
5+	5	0	0.00
Total Valid		10	100.00



# Item Analysis: I expect my grade to be.

Label	Value	Frequency	Percent
A	1	6	54.55
B	2	3	27.27
C	3	2	18.18
D	4	0	0.00
F	5	0	0.00
Total Valid		11	100.00



Please describe below what you think about your instructor's overall ability to teach the particular subject and the method of instruction (lecture, discussion, debate, practice exercises, etc.) which was used. This is also an opportunity for you to comment on such things as your instructor's use of textbooks and other written materials, blackboard, overhead projector, films or video and audio tapes.

Suggestions for improvement are also welcome.

Nothing needs to change.

Please describe below what you think about your instructor's overall ability to teach the particular subject and the method of instruction (lecture, discussion, debate, practice exercises, etc.) which was used. This is also an opportunity for you to comment on such things as your instructor's use of textbooks and other written materials, blackboard, overhead projector, films or video and audio tapes.

Suggestions for improvement are also welcome.

great professor!  
love the class 😊

Please describe below what you think about your instructor's overall ability to teach the particular subject and the method of instruction (lecture, discussion, debate, practice exercises, etc.) which was used. This is also an opportunity for you to comment on such things as your instructor's use of textbooks and other written materials, blackboard, overhead projector, films or video and audio tapes.

Suggestions for improvement are also welcome.

A large, empty rectangular box with a thin black border, intended for the student to write their feedback and suggestions.



Please describe below what you think about your instructor's overall ability to teach the particular subject and the method of instruction (lecture, discussion, debate, practice exercises, etc.) which was used. This is also an opportunity for you to comment on such things as your instructor's use of textbooks and other written materials, blackboard, overhead projector, films or video and audio tapes.

Suggestions for improvement are also welcome.

Professor Somers-Willett is very knowledgeable about poetry and always provides useful and helpful advice regarding ways to improve.

Please describe below what you think about your instructor's overall ability to teach the particular subject and the method of instruction (lecture, discussion, debate, practice exercises, etc.) which was used. This is also an opportunity for you to comment on such things as your instructor's use of textbooks and other written materials, blackboard, overhead projector, films or video and audio tapes.

Suggestions for improvement are also welcome.

Awesome ,

Please describe below what you think about your instructor's overall ability to teach the particular subject and the method of instruction (lecture, discussion, debate, practice exercises, etc.) which was used. This is also an opportunity for you to comment on such things as your instructor's use of textbooks and other written materials, blackboard, overhead projector, films or video and audio tapes.

Suggestions for improvement are also welcome.

Nice.

Please describe below what you think about your instructor's overall ability to teach the particular subject and the method of instruction (lecture, discussion, debate, practice exercises, etc.) which was used. This is also an opportunity for you to comment on such things as your instructor's use of textbooks and other written materials, blackboard, overhead projector, films or video and audio tapes.

Suggestions for improvement are also welcome.

Somers-Willett is a great professor when it comes to poetry, especially writing poetry. Since she is a published poet she has just so much interest and knowledge about the field that she can really transfer to the students.

Please describe below what you think about your instructor's overall ability to teach the particular subject and the method of instruction (lecture, discussion, debate, practice exercises, etc.) which was used. This is also an opportunity for you to comment on such things as your instructor's use of textbooks and other written materials, blackboard, overhead projector, films or video and audio tapes.

Suggestions for improvement are also welcome.

Susan Somers-Willett is the best thing that ever happened to me intellectually. She has taken my writing beyond where I ever imagined it could go. She has opened my eyes, and ears, and even tongue to new language, poetry, and ideas about writing. It is a pleasure to have a real, successful poet to teach me and help me get to where she is. If I believed in God, I would say I am blessed to have her as an instructor.

Please describe below what you think about your instructor's overall ability to teach the particular subject and the method of instruction (lecture, discussion, debate, practice exercises, etc.) which was used. This is also an opportunity for you to comment on such things as your instructor's use of textbooks and other written materials, blackboard, overhead projector, films or video and audio tapes.

Suggestions for improvement are also welcome.

12 + 13 are neutral because  
we don't really have grades  
~~for~~ yet due to the workshop  
nature. we get grades after  
revisions.

Please describe below what you think about your instructor's overall ability to teach the particular subject and the method of instruction (lecture, discussion, debate, practice exercises, etc.) which was used. This is also an opportunity for you to comment on such things as your instructor's use of textbooks and other written materials, blackboard, overhead projector, films or video and audio tapes.

Suggestions for improvement are also welcome.

Dr. Willett I feel is a really immature professor. She makes really offensive jokes that are insulting and not funny. She laughs a lot and it seems like everything is a big joke. I felt really disrespected and offended in class and I felt like I learned little to nothing. Dr. Willett needs to mature and take her students seriously.

Please describe below what you think about your instructor's overall ability to teach the particular subject and the method of instruction (lecture, discussion, debate, practice exercises, etc.) which was used. This is also an opportunity for you to comment on such things as your instructor's use of textbooks and other written materials, blackboard, overhead projector, films or video and audio tapes.

Suggestions for improvement are also welcome.

### Suggestions

- field trip / guest speakers
- Put more emphasis on importance of students critiquing work.
- Please read student poetry more carefully.
- New / non-overlapping (in courses) material.

Prof. Somers-Willett is super intelligent, easy-going and knowledgeable. However, she has so much going on sometimes I feel like she can miss moments of constructive criticism/praise while workshoping a poem. She just needs to slow down. I also wish for more variety of teachers in the creative writing minor.